



## QUARTERLY IMPACT REPORT

### Community & Regional Planning

#### PLANNING



Major, Minor, & Exempt Subdivisions	32
Major Subdivision (Plats)	5
Site Plan Review	23
Zoning Permits	392
Zoning Violations Letters	54
Zoning Compliance Letters	26
Text Amendments	7
Rezoning	7
Annexations	2
Appeals	3
Special Use Permits	1
Other (typically alcohol permits or zoning verification)	21

#### CODE COMPLIANCE



New Violations	522
Total Violations	1,031
Violations Resolved	236

#### EMERGENCY MANAGEMENT



Photogrammetry Drone Flights	3
LiDAR Flights	16

#### CENTER FOR ADVANCED RESEARCH & DATA ANALYTICS



**128**  
Data  
Requests



**3**  
Local Analytics  
(Placer AI) Projects



**0**  
GIS Drone  
Flights

#### GIS MAPPING



**3,683**  
Geocoded  
Points



**97**  
Maps



**109**  
Support  
Requests

### NATURAL RESOURCES



Stormwater Plan Review	6
IDDE Issues Reported	64
SCM Inspections	8
Facility Inspections	7
Outfall Inspections	34
Public Outreach Events (workshops, festivals, etc.)	13
Number of Attendees (workshops, festivals, etc.)	350
Outreach Materials Distributed	300

### TRANSPORTATION



Workshop/Training	7
Transportation Meetings	80
Walking audits completed	2
Passenger sampling Burke	11
Passenger sampling Catawba	41
ADA Greenway Events	15
Emergency Management Mtgs	5
LAPP Assistance	6

### Community & Economic Development

#### HOUSING REHAB/SERVICES



Housing Rehab	19
Foreclosure Preventions	10
Down-payment Assistance	6
Community Partners Loan Pool (CPLP)	2

#### GRANT ADMINISTRATION



Number of Projects	88
Total Grant Amounts	\$2,318,596
Private Sector Investment	-
Local Government Match	-
Jobs Created	-

#### HOMELESSNESS RESPONSE TEAM



Correspondence (Email, Phone, Text)	14,341
Clients Housed	14
Housing Vouchers Issued	8
Initial Intake Process Hours	859
Entered Detox and/or Transitional Housing	2
Funds towards Assistance Referrals	\$23,536

## Area Agency on Aging

### OUTREACH/SERVICES



Community Presentations/Trainings	17
Attended FCSP Programs/ Support groups	120
Community Presentations/Trainings	17
Health Promotion Classes	26
Info & Assistance Referrals	424
Information and Options Counseling	5

### OMBUDSMAN PROGRAM

Facility Visits	126
New Investigations	21
Cases Closed	26
Technical Assistance	61
Facility Trainings	0

### PROJECT C.A.R.E.

Assessments	10
Reassessments	6
Home Visits	0
Vouchers Issued	16
Outreach (# people)	95

### HCCBG/ARPA SERVICES



Home Delivered Meals provided	23,984
Hours of In-Home Aide Services	8,340
Housing & Home Improvement Projects	27
Medical & General Transport Trips	1,694
Adult Day Care/Health Days-of-Service	358
Hours of Legal Assistance	296

## Regional Housing Authority

### HOUSING VOUCHERS/UNITS



Houses Leased	1,408
Total Occupants	2,740
Qtr Average Housing Assist. Payment	\$554.45
Qtr Average Paid on Tenat Behalf	\$2,388,950
Client Meetings	485
Inspections Completed	688
Vouchers Issued	122
Congratulation Letters Mailed	150
Current Waiting List	2,326

### RHA BY THE NUMBERS

Recertifications	299	Pending Transfer to New Units	83
Hard to House Families	53	Total Homeless Admits	14
New Landlords	12	New Admissions	59

## Workforce Development

### CAREER CENTERS







Scholarships Issued	45
Trainings	4
New Registrants to NCWorks Unemployed	419
New Registrants to NCWorks	708
Employers Served	288
Recruitment Events	11
Average Number of Job Openings Per Month	6,910

Manufacturing	1
Education	2
Public Safety	2
Business	4
Human Services	8
Health Science	12
Transportation	19

### SCHOLARSHIP ISSUED BY INDUSTRY

## Administration



Website	 2,729 Users	4,071 Sessions
Social Media	 34 Posts	7,270 Reaches
Executive Searches	 0 Ongoing	1 Completed
Site Usage	 18 Meetings	237 Attendees

## Finance



30 Contracts Logged



538 Checks Written



383 Deposits Processed



906 ACH/Online Payments



346 Purchase Orders



25 Processed Payrolls