



#### Community & Regional Planning

##### PLANNING



Major, Minor, & Exempt Subdivisions 42

Major Subdivision (Plats) 5

Site Plan Review 12

Zoning Permits 193

Zoning Violations Letters 38

Zoning Compliance Letters 16

Text Amendments 4

Rezoning 1

Annexations 1

Appeals 1

Special Use Permits 1

Other (typically alcohol permits or zoning verification) 18

##### CODE COMPLIANCE



New Violations 753

Unresolved Violations 191

Violations Resolved 458

##### EMERGENCY MANAGEMENT



Photogrammetry Drone Flights 12

LiDAR and Multispectral Flights 9

##### CENTER FOR ADVANCED RESEARCH & DATA ANALYTICS



164  
Data  
Requests



20  
Local Analytics  
(Placer AI) Projects



3  
GIS Drone  
Flights

##### GIS MAPPING



10,873  
Geocoded  
Points



47  
Maps



44  
Support  
Requests

#### NATURAL RESOURCES



Stormwater Plan Review 4

IDDE Issues Reported 11

SCM Inspections 53

Facility Inspections 2

Outfall Inspections 0

Public Outreach Events (workshops, festivals, etc.) 12

Number of Attendees (workshops, festivals, etc.) 1,075

Outreach Materials Distributed 652

#### TRANSPORTATION



Workshop/Training 13

Transportation Meetings 99

Walking audits completed 2

Passenger sampling Burke 18

Passenger sampling Catawba 69

ADA Greenway Events 2

Emergency Management Mtgs 7

LAPP Assistance 10

#### Community & Economic Development

##### HOUSING REHAB/SERVICES



Housing Rehab 17

Foreclosure Preventions 8

Down-payment Assistance 11

Community Partners Loan Pool (CPLP) 4

##### GRANT ADMINISTRATION



Number of Projects 88

Total Grant Amounts \$7,974,000

Private Sector Investment 0

Local Government Match 0

Jobs Created 0

##### HOMELESSNESS RESPONSE TEAM



Individuals/Families Assisted 86

HRT Intakes 102

Veterans Served 3

Homeless Households Served (HUD Defined) 104

Non-Homeless Households Served 87

## Area Agency on Aging

### OUTREACH/SERVICES



Community Health Fairs	7
Attended FCSP Programs/ Support groups	307
Community Presentations/Trainings	10
Health Promotion Classes	25
Info & Assistance Referrals	280
Information and Options Counseling	0

### OMBUDSMAN PROGRAM

Facility Visits	49
New Investigations	14
Cases Closed	5
Technical Assistance	12
Facility Trainings	1

### PROJECT C.A.R.E.

Assessments	8
Home Visits	0
Vouchers Issued	8
Info & Referrals	76

### HOME & COMMUNITY CARE BLOCK GRANT SERVICES



Senior Meals Provided	38,667
Hours of In-Home Aide Services	8,547
Housing & Home Improvement Projects	16
Medical & General Transport Trips	1,581
Adult Day Care/Health Days-of-Service	1,469
Hours of Legal Assistance	213

## Regional Housing Authority

### HOUSING VOUCHERS/UNITS



Houses Leased	1,390
Total Occupants	2,688
Qtr Average Housing Assist. Payment	\$591.46
Qtr Average Paid on Tenat Behalf	\$821,940
Client Meetings	483
Inspections Completed	755
Vouchers Issued	26
Congratulation Letters Mailed	0
Current Waiting List	2,228

### RHA BY THE NUMBERS

Recertifications	288	Pending Transfer to New Units	92
Hard to House Families	31	Total Homeless Admits	4
New Landlords	6	New Admissions	31

## Workforce Development

### CAREER CENTERS



Scholarships Issued	20
Trainings	11
New Registrants to NCWorks Unemployed	340
New Registrants to NCWorks	555
Employers Served	315
Recruitment Events	19
Average Number of Job Openings Per Month	7,422





Arts	1
Construction	1
Manufacturing	1
Public Service	1
Technology	1
Warehousing	1
Education	2

### SCHOLARSHIP ISSUED BY INDUSTRY

Hospitality	3
Transportation	4
Human Services	6
Health Science	10

## Administration



Website	 8,302 Users	13,336 Sessions
Social Media	 28 Posts	17,896 Reaches
Executive Searches	 1 Ongoing	1 Completed
Site Usage	 77 Meetings	923 Attendees

## Finance



22 Contracts Logged



676 Checks Written



376 Deposits Processed



1,259 ACH/Online Payments



347 Purchase Orders



27 Processed Payrolls