


# AREA PROFILES

» Caldwell County



SELECT AREA TYPE  
County

SELECT AREA  
Caldwell County



<b>TOTAL JOBS</b> <b>25,095</b> 2024 Q3	<b>BIZ ESTABLISHMENTS</b> <b>1,601</b> 2024 Q3	<b>AVERAGE WEEKLY WAGE</b> <b>\$947</b> 2024 Q3	<b>GDP</b> <b>\$3.1B</b> 2023
<b>UNEMPLOYMENT RATE</b> <b>4.1%</b> August 2025	<b>UNEMPLOYED</b> <b>1,487</b> August 2025	<b>LABOR FORCE</b> <b>36,069</b> August 2025	<b>MEDIAN HH INCOME</b> <b>\$56,239</b> 2023

## JOBS & GDP (QCEW & BEA)

Caldwell County

SELECT AN INDUSTRY SECTOR  
Total, All Industries

### SNAPSHOT

**25,095 Jobs**

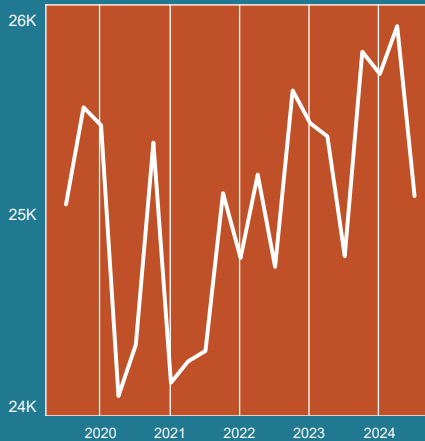
Total, All Industries  
2024 Q3

**310↑ (1.3%)**  
JOB CHANGE OVER THE YEAR

**\$947**  
AVERAGE WEEKLY WAGE

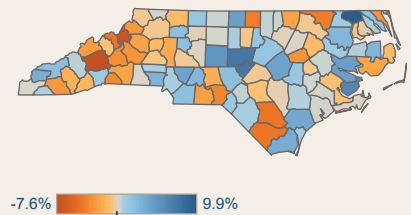
### TREND

Total, All Industries Jobs



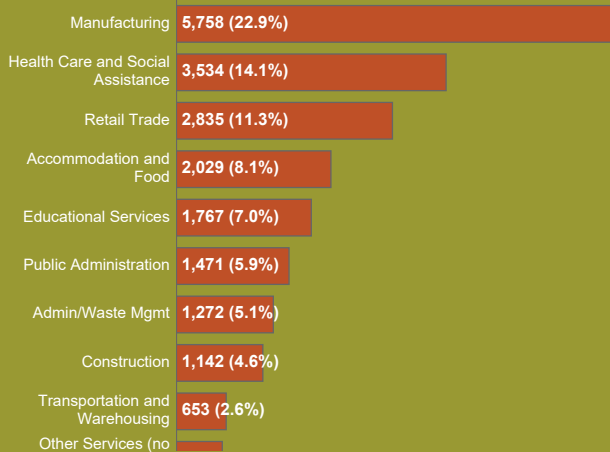
### COMPARISON

Job Change from One Year Ago  
Total, All Industries



### INDUSTRIES

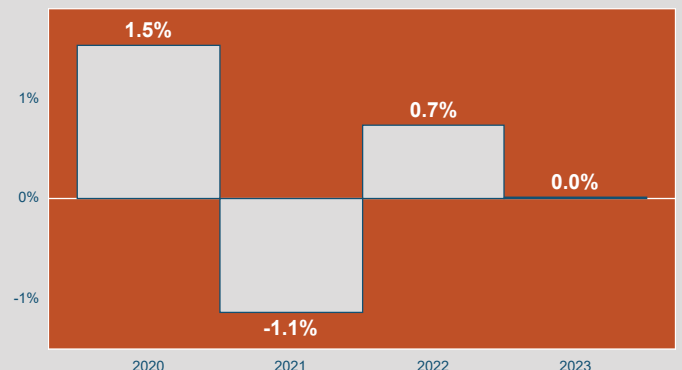
Jobs and Percent of Area Total



### REAL GDP

Annual change of chained 2017 dollars

Select a BEA Industry  
All industry total



# LABOR FORCE (Local Area Unemployment Statistics)

Caldwell County

## SNAPSHOT

# 4.1% Unemployment Rate

August 2025

**0.4** ↑

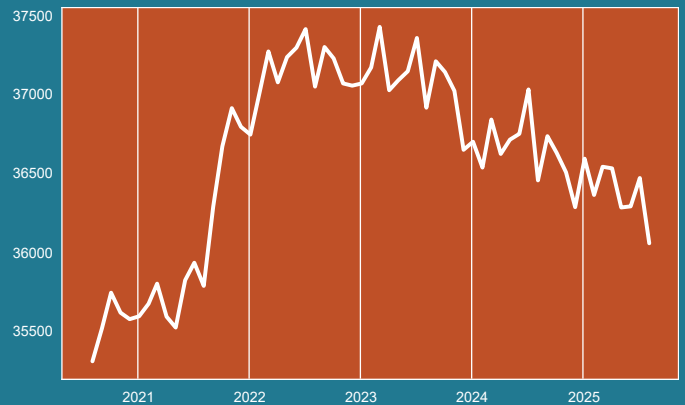
FROM PREVIOUS MONTH

**0.3** ↑

FROM LAST YEAR

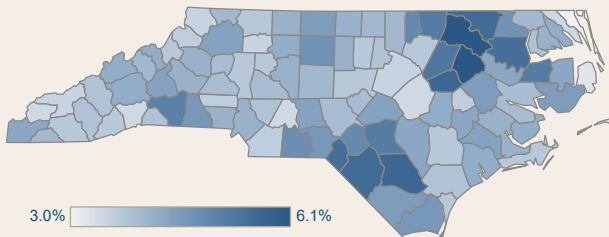
## TREND

Size of Labor Force



## COMPARISON

Unemployment Rates



## DATA

	Employed Individuals	Unemployed Individuals	Unemployment Rate
August 2025	34,582	1,487	4.1%
July 2025	35,126	1,355	3.7%
June 2025	34,832	1,470	4.0%
May 2025	34,927	1,368	3.8%
April 2025	35,225	1,317	3.6%
March 2025	35,199	1,353	3.7%
February 2025	35,014	1,360	3.7%
January 2025	35,148	1,455	4.0%
December 2024	35,086	1,211	3.3%
November 2024	35,179	1,338	3.7%
October 2024	35,367	1,274	3.5%
September 2024	35,600	1,145	3.1%
August 2024	35,065	1,401	3.8%
July 2024	35,622	1,418	3.8%

# DEMOGRAPHICS AND COMMUTING

Caldwell County

## POPULATION

# 81,960

Certified Population Estimate  
2023

**544 (0.7%)**


CHANGE FROM PREVIOUS YEAR

**1,124 (1.4%)**

CHANGE FROM THREE YEARS AGO

## POPULATION BY RACE

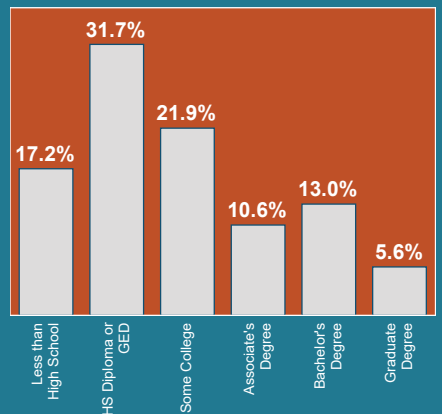
And Hispanic Ethnicity



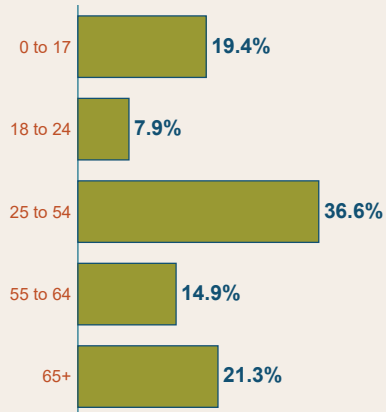
Hispanic Population  
**5,284**  
(6.4% of total population)

## EDUCATION

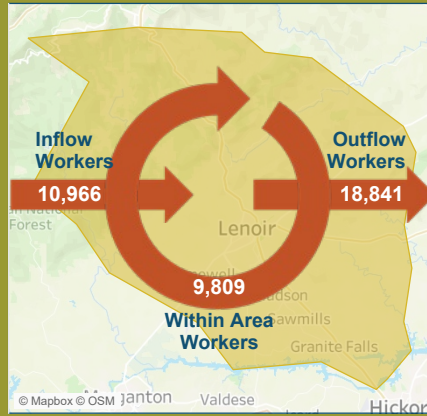
Population Age 25+



## POPULATION AGE



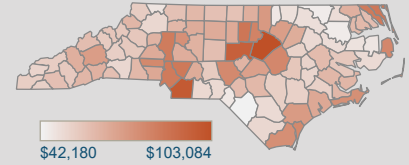
## COMMUTING



## HOUSEHOLDS

Median Household Income

\$56,239



Poverty Rate

13.6%