



**Community & Regional Planning**

**PLANNING**

	Major, Minor, & Exempt Subdivisions	67
	Major Subdivision (Plats)	4
	Site Plan Review	16
	Zoning Permits	156
	Zoning Violations Letters	102
	Zoning Compliance Letters	20
	Text Amendments	14
	Rezoning	8
	Annexations	3
	Appeals	1
	Special Use Permits	2
	Other (typically alcohol permits or zoning verification)	20

**CODE COMPLIANCE**

	New Violations	524
	Unresolved Violations	162
	Violations Resolved	642

**EMERGENCY MANAGEMENT**

	Photogrammetry Drone Flights	3
	LiDAR and Multispectral Flights	3

**CENTER FOR ADVANCED RESEARCH & DATA ANALYTICS**

	<b>162</b> Data Requests
	<b>36</b> Local Analytics (Placer AI) Projects
	<b>4</b> GIS Drone Flights

**GIS MAPPING**

	<b>2,328</b> Geocoded Points
	<b>254</b> Maps
	<b>61</b> Support Requests

**NATURAL RESOURCES**

	Stormwater Plan Review	0
	IDDE Issues Reported	15
	SCM Inspections	0
	Facility Inspections	4
	Outfall Inspections	0
	Public Outreach Events (workshops, festivals, etc.)	11
	Number of Attendees (workshops, festivals, etc.)	877
	Outreach Materials Distributed	1,163

**TRANSPORTATION**

	Workshop/Training	6
	Transportation Meetings	102
	Walking audits completed	2
	Passenger sampling Burke	15
	Passenger sampling Catawba	66
	ADA Greenway Events	7
	Emergency Management Mtgs	0
	LAPP Assistance	4

**Community & Economic Development**

**HOUSING REHAB/SERVICES**

	Housing Rehab	10
	Foreclosure Preventions	10
	Down-payment Assistance	10
	Community Partners Loan Pool (CPLP)	0

**GRANT ADMINISTRATION**


	Number of New Projects	18
	Total Grant Amounts	\$50,259,680
	Projected Private Sector Investment	0
	Local Government Match	0
	Jobs Created	0

**HOMELESSNESS RESPONSE TEAM**

	Individuals/Families Assisted	15
	HRT Intakes	68
	Veterans Served	9
	Homeless Households Served (HUD Defined)	253
	Non-Homeless Households Served	129

## Area Agency on Aging

### OUTREACH/SERVICES

	Community Health Fairs	5
	Attended FCSP Programs/ Support groups	615
	Community Presentations/Trainings	17
	Health Promotion Classes	4
	Info & Assistance Referrals	451
	Information and Options Counseling	0


### OMBUDSMAN PROGRAM

Facility Visits	73
New Investigations	14
Cases Closed	13
Technical Assistance	23
Facility Trainings	0

### PROJECT C.A.R.E.

Assessments	8
Care Management	2
Outreach Events	59
Info & Referrals	7

### HOME & COMMUNITY CARE BLOCK GRANT SERVICES

	Senior Meals Provided	35,704
	Hours of In-Home Aide Services	7,297
	Housing & Home Improvement Projects	30
	Medical & General Transport Trips	1,808
	Adult Day Care/Health Days-of-Service	789
	Hours of Legal Assistance	171

### CHOOSING HOME


Individuals Assisted	5
----------------------	---

### PROVIDING ELDERS ADDITIONAL SUSTENANCE

Persons Served	66
Grocery Orders	195

## Regional Housing Authority

### HOUSING VOUCHERS/UNITS

	Houses/Apartments Leased	1,601
	Total Occupants	3,177
	Qtr Average Housing Assist. Payment	\$975,950.16
	Qtr Average Paid on Tenat Behalf	\$601.12
	Client Meetings	616
	Inspections Completed	692
	Vouchers Issued	218
	Congratulation Letters Mailed	400
	Current Waiting List	1,141

### RHA BY THE NUMBERS

Recertifications	419	Pending Transfer to New Units	92
Hard to House Families	45	Total Homeless Admits	3
New Landlords	6	New Admissions	77

## Workforce Development






### CAREER CENTERS

	Scholarships Issued	7
	Trainings	1
	New Registrants to NCWorks Unemployed	279
	New Registrants to NCWorks	475
	Employers Served	389
	Recruitment Events	12
	Average Number of Job Openings Per Month	6,777







Arts	1
Health Science	1
Human Services	1
Public Safety	1
Transportation	4

### SCHOLARSHIP ISSUED BY INDUSTRY

## Administration

	Website	 8,867 Users	14,179 Sessions
	Social Media	 97 Posts	67,473 Reaches
	Executive Searches	 0 Ongoing	0 Completed
	Site Usage	 80 Meetings	839 Attendees

## Finance

	25 Contracts Logged		562 Checks Written
	156 Deposits Processed		1,359 ACH/Online Payments
	233 Purchase Orders		23 Processed Payrolls