

AREA PROFILE

» Alexander County



NC DEPARTMENT
of COMMERCE
LABOR & ECONOMIC
ANALYSIS

TOTAL JOBS 9,393 2022 Q4	BIZ ESTABLISHMENTS 694 2022 Q4	AVERAGE WEEKLY WAGE \$855 2022 Q4	MEDIAN HH INCOME \$52,989 2021
UNEMPLOYMENT RATE 3.1% July 2023	EMPLOYED 17,606 July 2023	UNEMPLOYED 557 July 2023	LABOR FORCE 18,163 July 2023

JOBS (Quarterly Census of Employment and Wages) Alexander County

SELECT AN INDUSTRY SECTOR
Total, All Industries

SNAPSHOT

9,393

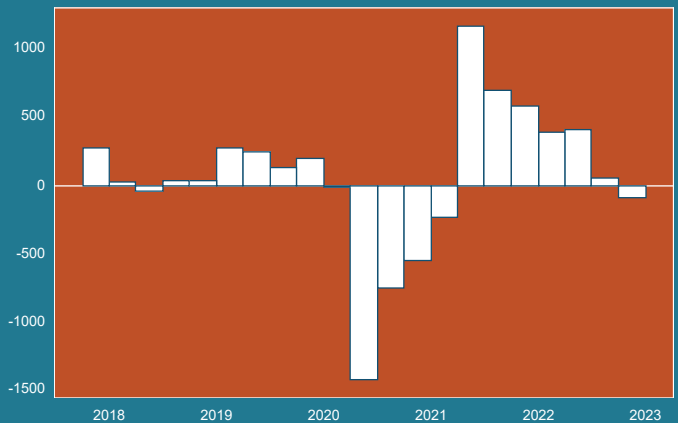
Total, All Industries Jobs
2022 Q4

-85 ↓ (-0.9%)
JOB CHANGE OVER THE YEAR

\$855
AVERAGE WEEKLY WAGE

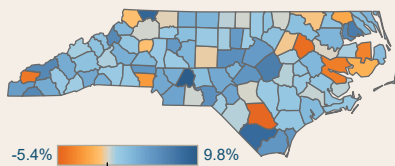
TREND

Quarterly Jobs Compared to Previous Year
Total, All Industries



COMPARISON

Job Change from One Year Ago
Total, All Industries



INDUSTRIES

Jobs and Percent of Area Total

Manufacturing	3,739 (39.8%)
Public Administration	879 (9.4%)
Educational Services	805 (8.6%)
Retail Trade	772 (8.2%)
Accommodation and Food	710 (7.6%)
Health Care and Social Assistance	578 (6.2%)
Construction	373 (4.0%)
Admin/Waste Mgmt	299 (3.2%)
Transportation and Warehousing	285 (3.0%)
Wholesale Trade	100 (1.1%)

DATA

Total, All Industries

	Jobs	Avg Wkly Wage	Establishments
2022 Q4	9,393	\$855	694
2022 Q3	9,243	\$821	687
2022 Q2	9,529	\$801	681
2022 Q1	9,498	\$810	657
2021 Q4	9,478	\$836	629
2021 Q3	9,188	\$760	619
2021 Q2	9,122	\$718	602
2021 Q1	9,110	\$728	597
2020 Q4	8,894	\$800	604
2020 Q3	8,495	\$706	598
2020 Q2	7,955	\$679	592
2020 Q1	9,344	\$692	597
2019 Q4	9,444	\$681	585
2019 Q3	9,248	\$654	575
2019 Q2	9,378	\$653	578

LABOR FORCE (Local Area Unemployment Statistics)

Alexander County

SNAPSHOT

3.1% Unemployment Rate

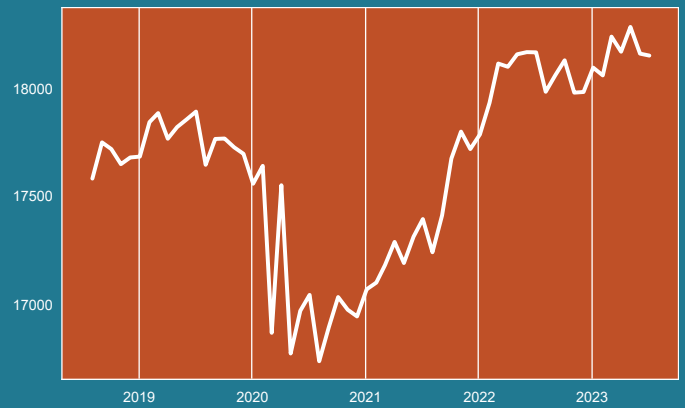
July 2023

-0.1 ↓
FROM PREVIOUS MONTH

-0.2 ↓
FROM LAST YEAR

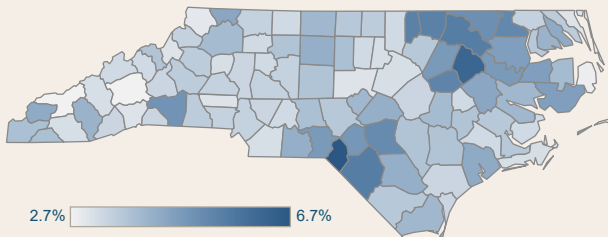
TREND

Size of Labor Force



COMPARISON

Unemployment Rates



DATA

	Employed Individuals	Unemployed Individuals	Unemployment Rate
July 2023	17,606	557	3.1%
June 2023	17,596	576	3.2%
May 2023	17,748	548	3.0%
April 2023	17,693	488	2.7%
March 2023	17,700	551	3.0%
February 2023	17,509	562	3.1%
January 2023	17,526	581	3.2%
December 2022	17,483	511	2.8%
November 2022	17,426	565	3.1%
October 2022	17,537	604	3.3%
September 2022	17,539	533	2.9%
August 2022	17,349	646	3.6%
July 2022	17,577	601	3.3%
June 2022	17,527	652	3.6%

DEMOGRAPHICS AND COMMUTING

Alexander County

POPULATION

36,325


Certified Population Estimate
2021

-139 (-0.4%)
CHANGE FROM PREVIOUS YEAR

-414 (-1.1%)
CHANGE FROM FIVE YEARS AGO

POPULATION BY RACE

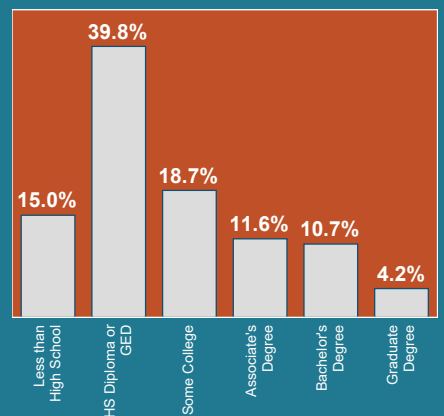
And Hispanic Ethnicity



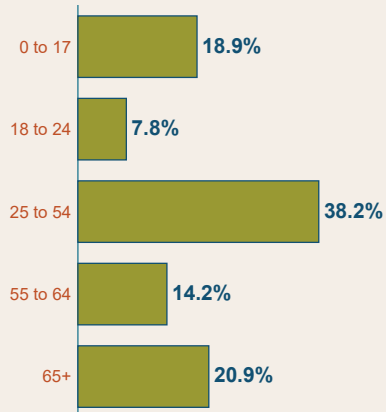
Hispanic Population
1,849
(5.1% of total population)

EDUCATION

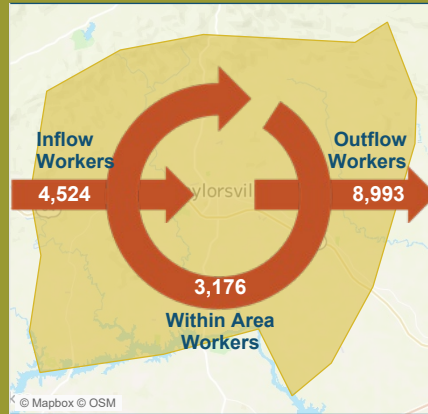
Population Age 25+



POPULATION AGE



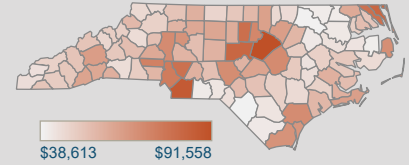
COMMUTING



HOUSEHOLDS

Median Household Income

\$52,989



Poverty Rate

12.6%