




Community & Regional Planning


PLANNING

	Major, Minor, & Exempt Subdivisions	6
	Major Subdivision (Plats)	24
	Site Plan Review	16
	Zoning Permits	156
	Zoning Violations Letters	48
	Rezoning	8
	Text Amendments	10
	Annexations	1
	Appeals	0
	Variances	0
	Special Use Permits	0
	Zoning Verification Letters	25




CODE COMPLIANCE

	New Violations	592
	Violations Resolved	204
	Information Requests	12




EMERGENCY MANAGEMENT

	Photogrammetry Drone Flights	8
	LiDAR and Multispectral Flights	0

RESEARCH AND DATA ANALYTICS CENTER

	186 Data Requests
	6 Local Analytics (Placer AI) Projects
	3 GIS Drone Flights


GIS MAPPING

	64,879 Geocoded Points
	118 Maps
	51 Support Requests

NATURAL RESOURCES


	Stormwater Plan Review	0
	IDDE Issues Reported	6
	SCM Inspections	0
	Facility Inspections	0
	Outfall Inspections	0
	Public Outreach Events (workshops, festivals, etc.)	6
	Number of Attendees (workshops, festivals, etc.)	304
	Outreach Materials Distributed	220

TRANSPORTATION


	Workshop/Training	5
	Transportation Meetings	86
	Walking audits completed	0
	Passenger sampling Burke	11
	Passenger sampling Catawba	69
	ADA Greenway Events	3
	Emergency Management Mtgs	0
	LAPP Assistance	9

Community & Economic Development


HOUSING REHAB/SERVICES

	Housing Rehab	13
	1st Time Homebuyer	7
	Foreclosure Preventions	9
	Essential Single-Family Rehab	2
	Community Partners Loan Pool (CPLP)	4

GRANT ADMINISTRATION


	Number of New Projects	14
	Total Awarded Grant Amounts	\$1,350,000
	Projected Private Sector Investment	\$2,482,160,321
	Potential Local Government Match	\$17,601,134
	Awarded Local Government Match	\$142,823

HOMELESSNESS RESPONSE TEAM

	Individuals/Families Assisted	7
	HRT Intakes	124
	Veterans Served	7
	Established New Housing	11
	Homeless Households Served (HUD Defined)	276
	Non-Homeless Households Served	77

Area Agency on Aging

OUTREACH/SERVICES

	Community Health Fairs	2
	Attended FCSP Programs/ Support groups	79
	Community Presentations/Trainings	6
	Health Promotion Classes	16
	Info & Assistance Referrals	286
	Information and Options Counseling	0


OMBUDSMAN PROGRAM

Facility Visits	69
New Investigations	11
Cases Closed	17
Technical Assistance	19
Facility Trainings	0

PROJECT C.A.R.E.

Assessments	23
Care Management	5
Outreach Events	7
Info & Referrals	67

HOME & COMMUNITY CARE BLOCK GRANT SERVICES

	Senior Meals Provided	29,936
	Hours of In-Home Aide Services	8,208
	Housing & Home Improvement Projects	33
	Medical & General Transport Trips	1,899
	Adult Day Care/Health Days-of-Service	802
	Hours of Legal Assistance	163

CHOOSING HOME


Individuals Assisted	2
----------------------	---

PROVIDING ELDERS ADDITIONAL SUSTENANCE

Persons Served	61
Grocery Orders	182

Regional Housing Authority

HOUSING VOUCHERS/UNITS

	Houses/Apartments Leased	1,628
	Total Vouchers Pending	109
	Qtr Average Housing Assist. Payment	\$623.07
	Qtr Average Paid on Tenat Behalf	\$1,014,372.90
	Client Meetings	360
	Inspections Completed	725
	Vouchers Issued	48
	Congratulation Letters Mailed	0
	Current Waiting List	908

RHA BY THE NUMBERS

Recertifications	356	Pending Transfer to New Units	47
Hard to House Families	45	Total Homeless Admits	3
New Landlords	6	New Admissions	51

Workforce Development






CAREER CENTERS

	Scholarships Issued	10
	Trainings	1
	New Registrants to NCWorks Unemployed	377
	New Registrants to NCWorks	585
	Employers Served	310
	Recruitment Events	6
	Average Number of Job Openings Per Month	7,511







Arts	1
Human Services	3
Transportation	3
Health Services	4

SCHOLARSHIP ISSUED BY INDUSTRY

Administration

	Website	 8,580 Users	13,469 Sessions
	Social Media	 113 Posts	113,774 Reaches
	Executive Searches	 0 Ongoing	0 Completed
	Site Usage	 91 Meetings	746 Attendees

Finance

	20 Contracts Logged		1,068 Checks Written
	273 Deposits Processed		1,451 ACH/Online Payments
	246 Purchase Orders		18 Processed Payrolls